


## TRIPAS

|               |                   |                     |
|---------------|-------------------|---------------------|
| <b>71-276</b> | 410/350-4         | Válvula recta       |
| <b>71-096</b> | 13X500-6          | Válvula recta       |
| <b>71-250</b> | 13X650-6          | Válvula recta       |
| <b>71-102</b> | 15X600-6          | Válvula recta       |
| <b>71-816</b> | 16X650-8          | Válvula recta       |
| <b>71-406</b> | 18X650-8          | Válvula recta       |
| <b>71-104</b> | 18X850-8 18X950-8 | Válvula recta       |
| <b>71-407</b> | 20X1000-8         | Válvula recta       |
| <b>71-003</b> | 20X1000-10        | Válvula recta metal |







## CAUCHOS

### KENDA

|               |                                 |                    |
|---------------|---------------------------------|--------------------|
| <b>68-023</b> | <b>Stud</b><br><b>530/450-6</b> | 2 lonas, sin tripa |
| <b>68-060</b> | <b>9X350-4</b>                  | 2 lonas, sin tripa |



|                 |                                    |                    |   |
|-----------------|------------------------------------|--------------------|---|
| 68-062          | <b>Turf Rider<br/>410/350-4</b>    | 2 lonas, sin tripa |     |
| 68-063          | <b>Turf Rider<br/>11X400-5</b>     | 2 lonas, sin tripa |   |
| 68-065          | <b>Turf Rider<br/>13X500-6</b>     | 4 lonas, sin tripa |   |
| 68-067          | <b>Turf Rider<br/>13X650-6</b>     | 4 lonas, sin tripa |   |
| 68-068          | <b>Turf Rider<br/>15x600-6</b>     | 2 lonas, sin tripa |   |
| 68-072          | <b>Turf Rider<br/>16X650-8</b>     | 4 lonas, sin tripa |   |
| 68-080          | <b>Turf Rider<br/>20X800-10</b>    | 4 lonas, sin tripa |   |
| 68-300          | <b>Scorpion<br/>145x700-6</b>      | 2 lonas, sin tripa |   |
| <b>CARLISLE</b> |                                    |                    |   |
| 70-365          | <b>Turf Master<br/>15X600-6</b>    | 4 lonas, sin tripa |  |
| 70-371          | <b>Turf Master<br/>20X1000-10</b>  | 4 lonas, sin tripa |   |
| 70-333          | <b>Link Golf Cart<br/>18X850-8</b> | 4 lonas, sin tripa |  |

|        |                                  |                    |  |
|--------|----------------------------------|--------------------|--|
| 70-302 | <b>Turf Saver<br/>410/350-4</b>  | 2 lonas, sin tripa |  |
| 70-312 | <b>Turf Saver<br/>13X500-6</b>   | 2 lonas, sin tripa |  |
| 70-320 | <b>Turf Saver<br/>15X600-6</b>   | 2 lonas, sin tripa |  |
| 70-334 | <b>Turf Saver<br/>18X850-8</b>   | 2 lonas, sin tripa |  |
| 70-340 | <b>Turf Saver<br/>20X800-8</b>   | 2 lonas, sin tripa |  |
| 70-339 | <b>Turf Saver<br/>20X1000-8</b>  | 2 lonas, sin tripa |  |
| 70-349 | <b>Turf Saver<br/>20X1000-10</b> | 2 lonas, sin tripa |  |



## SELLADOR DE CAUCHOS PREMIUM

- Sella tanto fugas de válvula como de reparaciones anteriores
- Dura la vida del caucho
- Funciona cuando rueda o esta parado el vehículo
- Sella huecos de hasta ¼"

## SELLA PINCHAZOS

|        |                             |  |
|--------|-----------------------------|--|
| 67-101 | Botella de 16 oz.           |  |
| 67-102 | Botella de 32 oz.           |  |
| 67-105 | Cuñete 5 galones (640 oz.)  |  |
| 67-100 | Bomba inyección para cuñete |  |

# RUEDAS

|               |                      |                     |   |
|---------------|----------------------|---------------------|---|
| <b>72-106</b> | Rueda plástica       | 6 x 150 ½" diamante |  |
| <b>72-107</b> | Rueda plástica       | 7 x 150 ½" diamante |   |
| <b>72-108</b> | Rueda plástica       | 8 x 175 ½" diamante |   |
| <b>72-408</b> | Rueda metal/rolinera | 8 x 175½" diamante  |   |
| <b>72-318</b> | MTD #734-0973        | 4-3/4"x1-3/8"       |  |